

# Omni Directional Antenna

for 5.1~5.9GHz

Version 1

TH-580-12

## Electrical Specification:

Frequency	5.1~5.9GHz
Part Number	TH-580-12
Polarization	Linear
V.S.W.R.	1 : 1.3 Max
Impedance	50 OHMS $\pm 5\Omega$
Gain	12 dBi
Power handling	10W Max
Front to back ratio	N/A
HPBW / horizontal	360°
HPBW / vertical	6°
Rated Wind	3.0 lbs. (1.4 kg)
Operating Temperature	-20°C~60°C

## MECHANICAL SPECIFICATION

Connector Type	N Type Female
Length	$\varphi$ 35 x 420mm
Weight	430g
Radome color	white
Radome material	glass fiber

# Omni Directional Antenna

## for 5.1~5.9GHz

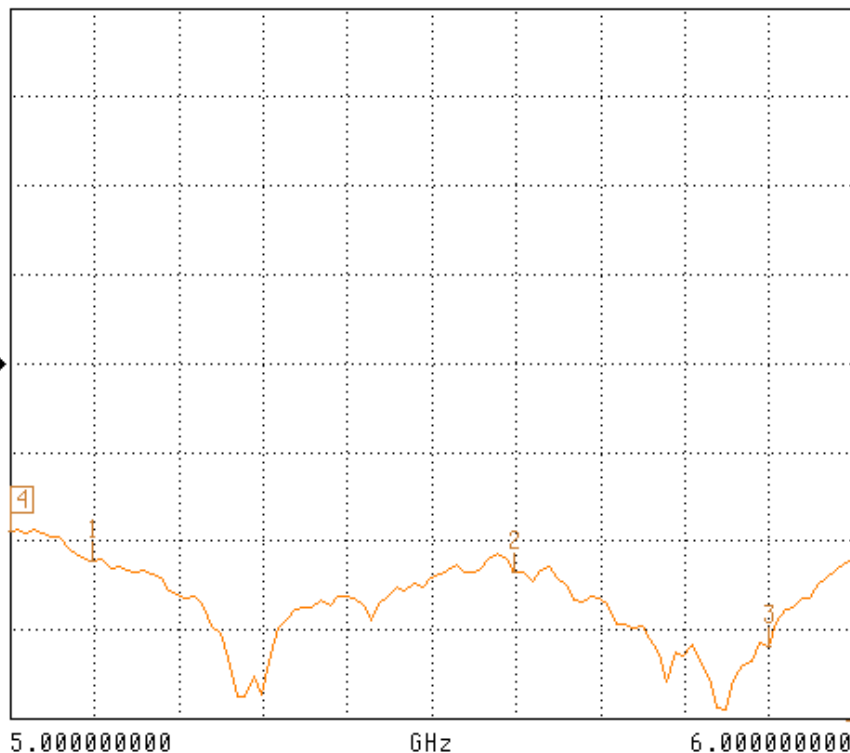
Version 1

S11 FORWARD REFLECTION

LOG MAGNITUDE

REF=0.000 dB

10.000 dB/DIV



CH 1 - S11  
REFERENCE PLANE  
0.0000 mm

MARKER 4  
5.000000000 GHz  
-18.892 dB

MARKER TO MAX  
MARKER TO MIN

- 1 5.100000000 GHz  
-22.226 dB
- 2 5.600000000 GHz  
-23.600 dB
- 3 5.900000000 GHz  
-32.009 dB

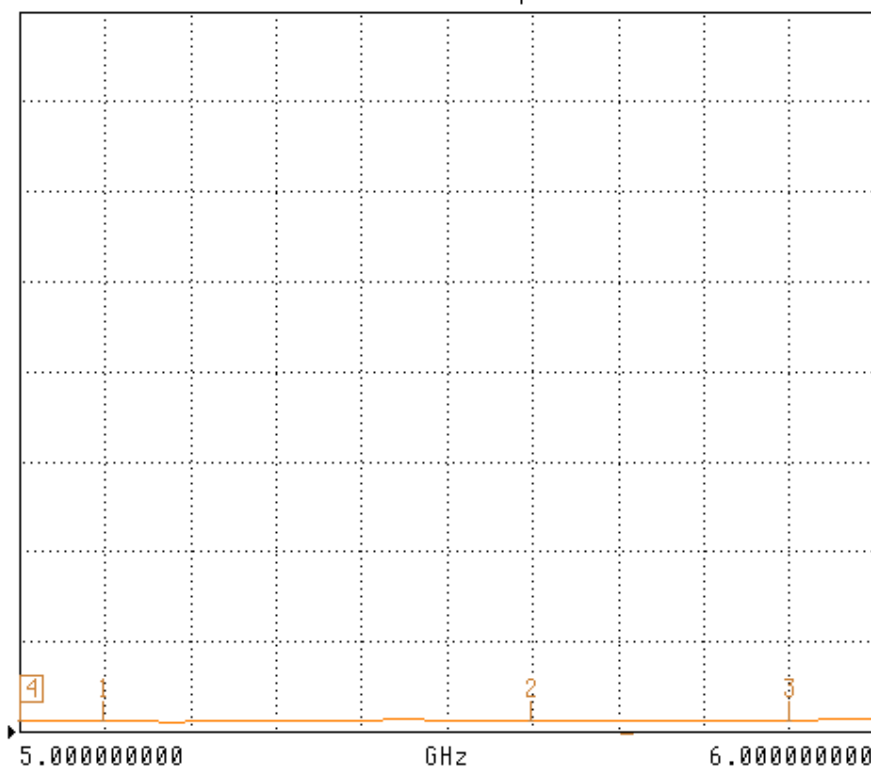
MARKER READOUT  
FUNCTIONS

S11 FORWARD REFLECTION

SWR

REF=0.000 pU

10.000 U/DIV



CH 1 - S11  
REFERENCE PLANE  
0.0000 mm

MARKER 4  
5.000000000 GHz  
1.157 U

MARKER TO MAX  
MARKER TO MIN

- 1 5.100000000 GHz  
1.173 U
- 2 5.600000000 GHz  
1.150 U
- 3 5.900000000 GHz  
1.196 U

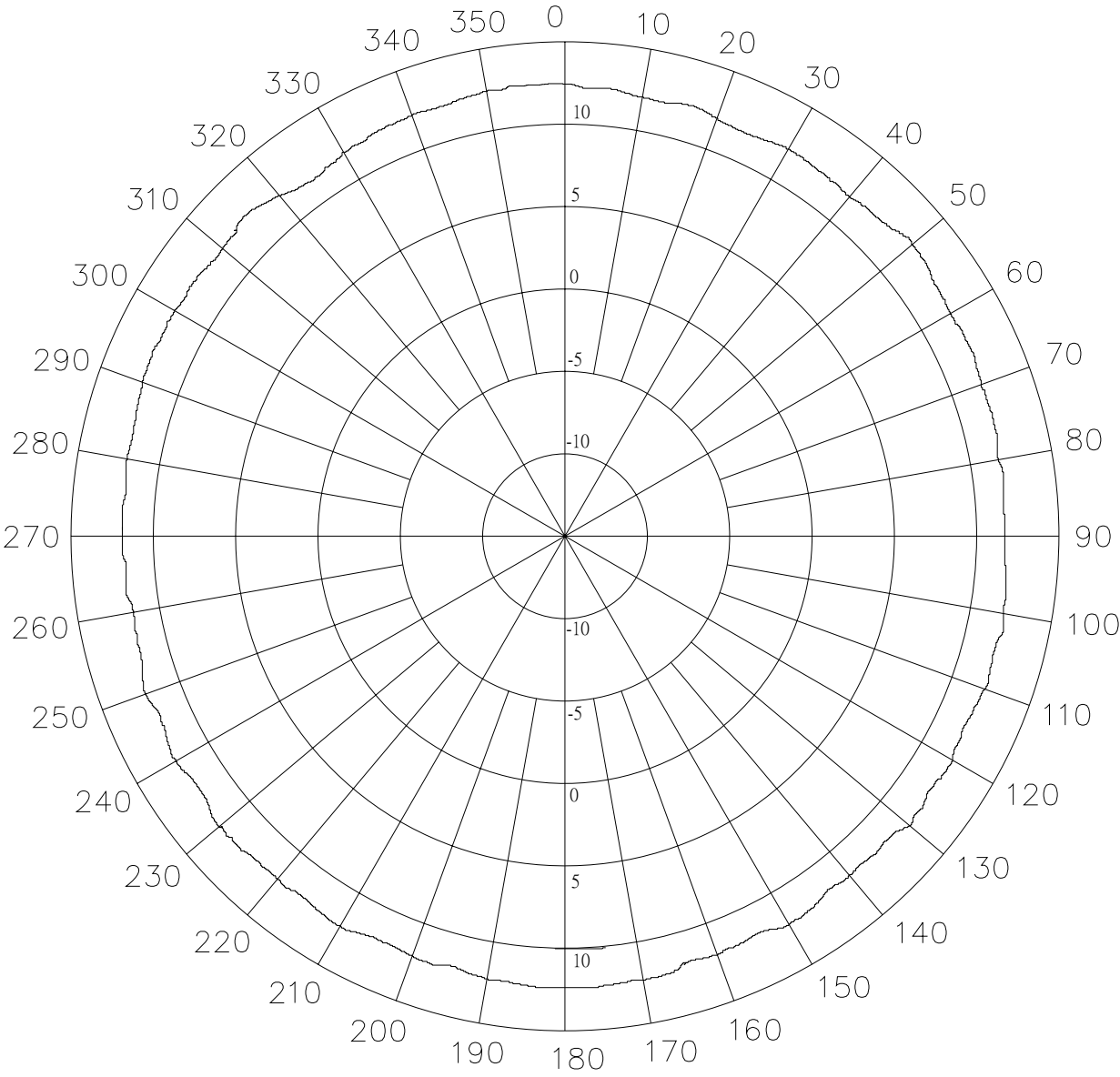
MARKER READOUT  
FUNCTIONS

# Omni Directional Antenna

for 5.1 ~ 5.9GHz

Version 1

## H-PLANE FIELD PATTERNS

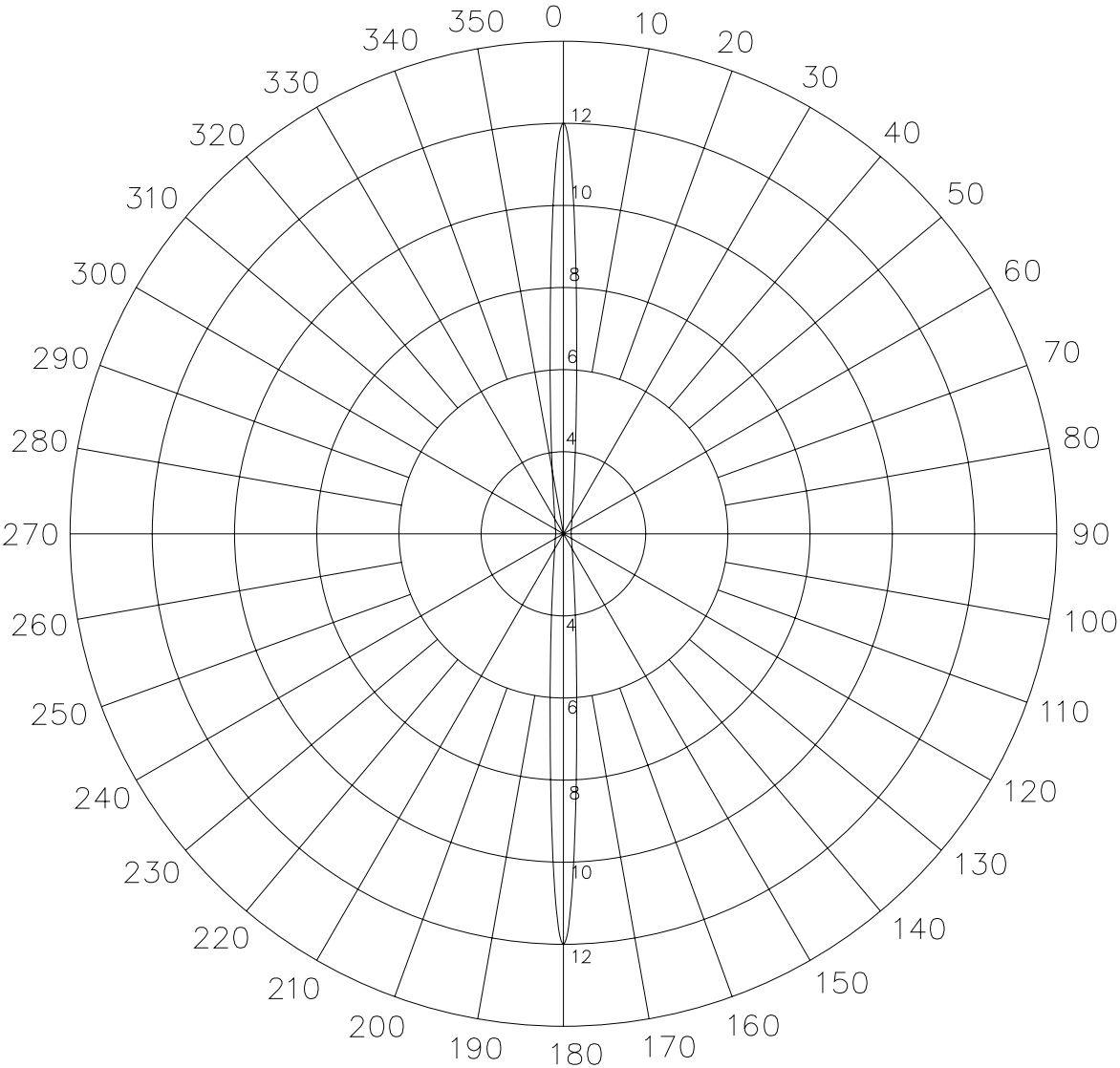


# Omni Directional Antenna

for 5.1 ~ 5.9GHz

Version 1

## E-PLANE FIELD PATTERNS



# Omni Directional Antenna

for 5.1 ~ 5.9GHz

Version 1

