



GPS Antenna Module

MODEL: GAM-15S

Compact & Sensitive GPS Antenna Module with Excellent Signal Amplification for Mobile Applications



- Gain: 27 dB
- Ultra-high sensitivity
- Voltage: 2.5~5V DC
- Current: 3.3 V: 9.0mA Typ.
- 15mm (L) x 15mm (W) x 5.6mm (H)



GAM-15S is the most compact GPS antenna module currently available on the market, thanks to our cutting-edge technology that makes the device the tiniest possible without sacrificing performance. With comprehensive coverage almost all the way to the horizon, it performs excellently in foliage or urban canyon environment. Featuring diminutive but substantial enclosure plus unparalleled performance, **GAM-15S** is compatible with almost every GPS receiver model available on the market and provides a perfect alternative for a vast range of GPS applications in the fields of AVL, vehicle navigation, aviation and military.

Features:

1. Microscopic & rigid structure suit well military and other applications demanding high degree of confidentiality.
2. High sensitivity.
3. Module board available for embedded applications.
4. Ideal for PDA, Handhelds and other computing devices running GPS applications.
5. High temperature stability.

Applications:

External Antenna for Handheld GPS / PDA / PC for GPS Navigation

Specifications:

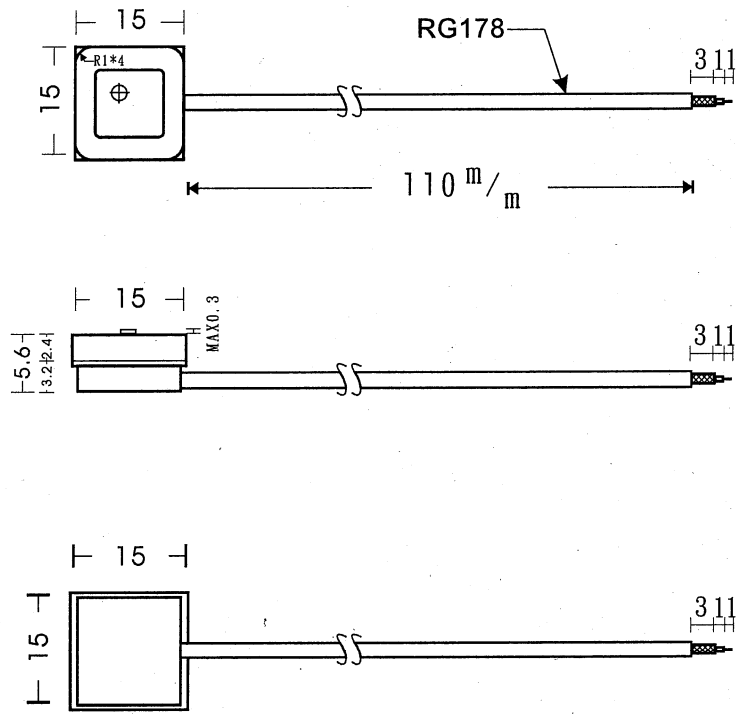
PHYSICAL CONDITION

| | |
|---------------------------------|---|
| Dimension: | 15mm (L) x 15mm (W) x 5.6mm (or 7.6mm) |
| Weight: | 4 g |
| Standard Mounting: | Solder |
| ANTENNA ELEMENT | |
| Center Frequency: | 1575.42 MHz +/- 1.023 MHz |
| Polarization: | R.H.C.P. (Right Hand Circular Polarization) |
| Absolute Gain at Zenith: | 0.5 dBic |
| Axial Ratio: | 3.0 dB Typ. |
| Output VSWR: | 2.0 Max. |
| Output Impedance: | 50 ohm |
| Ground size | 50mm*50mm |
| LOW NOISE AMPLIFIER | |
| Center Frequency: | 1575.42 MHz +/- 1.023 MHz |
| Gain: | 27dB Typ. |
| Band Width: | 5 MHz min. @S11-10 dB |
| Noise Figure: | 1.5 Typ. |
| Supply Voltage: | 2.5V~5 V DC |
| Current Consumption: | 3.3 V: 9.0 mA Typ. |
| Output Impedance: | 50 ohm |
| CABLE & CONNECTOR | |
| RF Cable: | RG-178/U (standard) and OD1.48,OD1.32/1.13 as customized options |
| Pulling Strength: | 6 Kg/5 sec. with molded plastics on connector end for strain relief (w/o cable loss) |
| Connector Available: | H.FL, u.FL, I.PEX, SMA, open or others are available in straight or right angle type. |
| Optional Adapters: | FME~MCX, FME~BNC, FME~SMA, FME~SMB, FME~TNC |
| ENVIRONMENTAL CONDITIONS | |
| Operating Temperature: | -40°C~+85°C |
| Storage Temperature: | -40°C~+90°C |
| Relative Humidity: | 10~95% non-condensing |

* This specification is subject to change without prior notice

Data Updated: Jan 27, 2006

Outline :



VSWR :

